

Slide 1 - Intro Image



Slide 2 – Title: Madison College Libraries an Introduction



Slide 3 - Closed Caption Slide



Slide 4 - Librarian Welcome

Hi, I'm Matt, a librarian at Madison College Libraries, where we help you find and evaluate the information you need for your assignments. This is a brief introduction to the materials and services provided by the Madison College Libraries to you while you are a student here.



Slide 5 - Mission

Madison College Libraries organize and manage access for students and staff to information in a variety of formats to support the teaching and learning processes of the College.



Slide 6 - Six Campuses

The campus libraries of Madison College each provide access to materials for students' academic needs. We also provide access to online and off-campus students wherever they can use the Internet.


- Library resources include...
- ❑ Hundreds of magazines and periodicals in print.
 - ❑ More than 68,000 books, e-books, and videos
 - ❑ Internet access
 - ❑ Online access to full-text databases of magazine, journal, and newspaper articles
 - ❑ Access to thousands of streaming educational films through our films on demand service.

Slide 7 - Library Resources



Slide 8 - OneCard

Students may borrow materials from any of the Madison College campus libraries using your student ID, known as your OneCard.



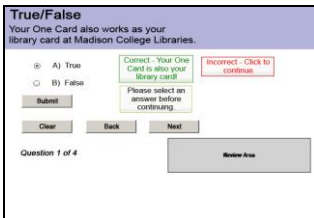
Slide 9 - ILL

When your research assignments call for materials that we don't have at the College, you may borrow other materials through Interlibrary Loan.



Slide 10 - Reserves

Check with us or your professors to see if we have assigned material for your classes. The Libraries of Madison College also provide access to textbooks, videos, and program materials put on reserve by your instructors. Check with us or your professors to see if we have assigned material for your classes.



Slide 11

Quiz question




Slide 12

At the main library located at the Truax Campus we offer...



Slide 13

...Several study space options...The option to work at one of the many tables, with and amongst other students...




Slide 14

That said, we still ask you to keep your conversations low, so as not to disrupt others working nearby.



Slide 15

...At one of the individual study carrels...



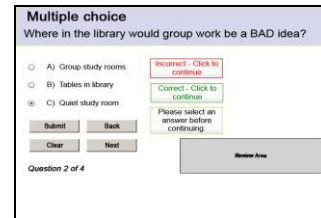
Slide 16

We also have a room designated as a quiet study space, where its study carrels feature desktop outlets for laptops.



Slide 17

...or in one of the group study and multimedia rooms, which offer wall monitors that make them ideal for group work.




Slide 18

Quiz slide



Slide 19

You can get help at the library service desks...



Slide 20

If you have a research question or are trying to find a book, video, or article on a topic, ask one of our reference librarians at the service desks in our Libraries.




Slide 21

We're here to help you.



Slide 22

Of course, you can always call, text, or email us your questions, too.



Slide 23

To check out materials, including reserves.....visit the circulation desk.



Slide 24

And for help while using the computers, check with the staff of the computer help desk.



Slide 25

Truax library's computer lab includes about 90 PC's, 7 Mac's, scanners, a wide variety of course-related software, and laser printing.




Slide 26

Truax library also offers students the opportunity to checkout laptops and netbooks, as well as DVD players for use in the library. You can also arrange for help by appointment for a multimedia help for course assignments.



Slide 27

In addition to loaning materials and providing research assistance, Madison College Librarians teach many classes how to find and evaluate the information they need for their research assignments. Most classes meet here in Room 230 C.




Slide 28

Quiz slide




Slide 29

Madison College Downtown and West also offer...



Slide 30

Comfortable options for work and study.



Slide 31

Be sure to check with the staff at each of our locations...




Slide 32

About hours, services, instruction and reserves.



Slide 33

Besides study and research, you can always stop by to.....read a paper...



Slide 34

...Page through or check out a magazine, journal, or trade publication...



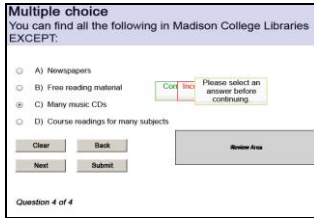
Slide 35

Slide notes: ...find some free reading material or see what new books we have added to our collection...



Slide 36

Or, check out one of our videos.



Slide 37
Quiz slide



Slide 38
These days, you can enter the library here...




Slide 39
or through here, the Libraries web site.



Slide 40
You can do so on-campus, or from home!
From here, you can access our online catalog, renew materials, and use our article databases. You can do so on-campus, or from home!



Slide 41
We look forward to helping you soon.



Slide 42
Thank you for viewing this Howler Tutorial from Madison College Libraries.